

IMMERSIVE READER IN OFFICE 365

WHAT IS IMMERSIVE READER?

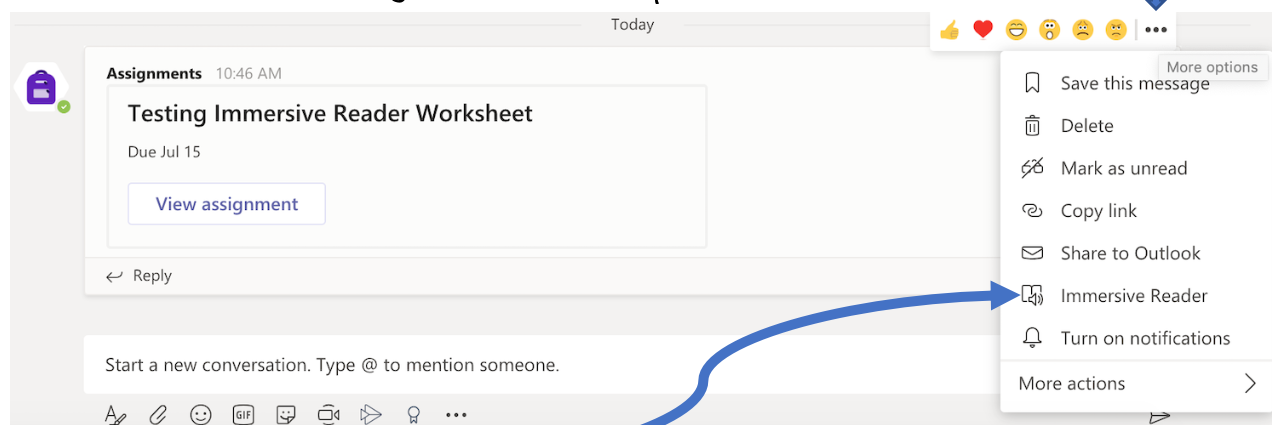
A feature in Office 365 that can read aloud posts, instructions and assignments

Look for this icon 

HOW TO USE IT?

In Teams posts:

- hover over the message then click the ellipsis



- click immersive reader
- then click 

In an Teams assignment:

- Open an assignment in Teams
- Click on  Immersive Reader at the top

 Assignment To Do List.docx

Word

Assignment To Do List

 Immersive Reader


- then click 



Please see next page...

FEATURES

Click  to change voice settings

Voice Speed



 1 

Voice Selection

☒ Female

☐ Male



Click  to change text settings




Text Size



AA 48 AA

Increase Spacing



Click  for grammar tools



Syl·la·bles



Parts of Speech



nouns



verbs



adjectives




adverbs



Click  to change reading preferences



Line Focus



Picture Dictionary

© Boardmaker



Translate

Choose a language



Click  to highlight one line at a time

Assignment To Do List

Now that you've watched the video & read this sheet, name **one** feature you'll try out first.
